



HIGH SPEED SERVO ARMS VINYL CUTTER

CCD Camera Registration

RC-490/RC-720

RC-1400/RC-1600

APPLICATION

Signmaking applications

Every company needs to advertise for itself, but advertising is often far too expensive for small to medium-sized businesses. The vinyl cutter can offer relief. The vinyl cutter is the central device in a company to use in advertising. It doesn't only save a large amount of money, but also provides plenty of room to develop your own creativity and ideas. With a vinyl cutter, you can, for example, advertise in the following ways, quickly and easily:

- Corporate signmaking.
- Corporate vehicle signage.
- Design of the shop window advertising.
- Creating banners and stadium advertising at events.
- Design of the premises of the Company (Room label, signs, screening applications, design elements).
- Production of stickers and labels as so-called Print&Cut applications- first you print on eg. sign vinyl, then contour-cut with the vinyl cutter.

Home applications

Anyone who wants to individually create his personal environment will find a vinyl cutter to be the right tool. With these machines, many different creative ideas can be realized like this selection shows.

- Customized wall tattoo.
- Create kitchen surfaces.

Hobby applications in the fields of decoration, model making, etc.

- Create templates for painting colorful wall design including banners, ornaments, and children's artwork.
- Individual design of garments like t-shirts, jackets, sweat shirts etc. with flock or flex film.

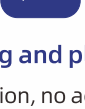
PRODUCT PROFILE

The VICUT RC series vinyl cutting plotter was special designed for users who require working with large plots and processing large quantities in professional quality, without sacrificing cutting speed. With a VICUT RC plotter and Signmaster software, you have a formidable combination of sign design and layout tools. High speed CCD camera positioning system, accurately reads the 4 mark points within 4 seconds on an SRA3 sheet, also suitable for more range of materials. The control system adopts advanced algorithms to ensure the maximum balance between speed and accuracy. The servo drives provides more stability and cutting precision. The tool drop point and the start point shall be smoothly connected without burrs. With advanced configuration, fast cutting speed, high precision and reasonable price, RC series vinyl cutter is becoming one of the most cost-effective in the market.



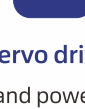
Strong frame

Aluminum alloy construction, ABS end caps, welded steel stand.



Plug and play

Simple installation, no additional driver necessary.



Servo drives

Silent, precise and powerful servo drivers for best cutting results.



Multiple file transfer modes

Supports three methods of file transmission,U-disk, network interface and USB cable.



High resolution CCD Camera registration

It can accurately detect 5mm black mark points on materials of different colors, and it only takes 4-6 seconds to read 4 mark points.



Easy menu navigation

Comfortable control panel with illuminated LCD -display and large buttons.



High speed

Maximum cutting speed 1200mm/s.



High precision

Able to cut small fonts and letters.



Long length tracking

Processing long images easy and fast.

TECHNICAL PARAMETERS

ITEM	RC-490	RC-720	RC-1400	RC-1600
Structure	Desktop	With stand	With stand	With stand
Max. media width	490mm	720mm	1400mm	1600mm
Max. cutting width	400mm	630mm	1310mm	1550mm
NO. of pressure roller	4PCS	5PCS	6PCS	8PCS
Cutting accuracy	+/- 0.02mm			
Cutting speed	10 to 1200mm/s			
File transfer mode	USB/Network/U-Disk			
Positioning system	High resolution CCD Camera			
Registration marks	multiple black dot marks			
Software	Multi-language Signmaster software			
Feeding system	Pull shaft feeding structure,simple & time-saving			
Drive mode	Servo			
Motor power	25watt			
Max. force	800G			
Mechanical resolution	0.0245mm			
Repeating precision	0.127mm			
Power consumption	< 100W			
Working voltage	100V-240V, 50hz/60hz			
Ambient temperature	+5°C ~+ 35°C			
G.W./N.W.	17/14.5kgs	33.7/29kgs	46.3/41.5kgs	53/48kgs
Packing Size	800 x 340 x 390mm (0.11CBM)	1030 x 340 x 485mm (0.17CBM)	1710 x 340 x 485mm (0.28CBM)	1990 x 360 x 490mm (0.28CBM)

DETAILS DESCRIPTION




Multiple interface.

There are three methods of file transmission, U-disk, network interface and USB cable. U-disk provides convenient offline working, network interface allows plotter connecting with LAN, so that one computer can handle several machines simultaneously, and USB cable is very useful for online connecting when users'computer only equipped with USB interface.



Moving carriage

Steel frame with linear bearing, it is with more cutting pressure which is adjustable easily, and it is good in heat dispersion. With built-in high resolution CCD camera, it can scan the multiple mark points automatically to realize contour cutting function.



Steel thorn and pressure roller

The plotter equipped with steel thorn which can fix media effectively to avoid any sliding and ensure the feeding precision. There are several pressure rollers on up side of beam, the distance between each roller can be adjusted to fit for different size media. These high precision imported rollers, assures no offset feeding long distance.




Control panel

User-friendly, control panel with English display screen, the back-lit LCD and large gel buttons ensure simple and comfortable usability.



Paper feeding system

Easy to feed the roll material, smooth and fast. No need screws,time-saving.



Suction holes

With many suction holes on the cutter working table, material can be fixed tightly,avoid bulging of materials during processing.



Paper pressing device

There is a row of paper pressing devices behind the plotter beam. During the working process, these paper presses can well fix the materials, ensure that the materials move within the fixed range and reduce the offset.




Press bar

After loading the material, pull down the handle to press the material, so that the material can be fixed during the paper feeding process and reduce the offset.



Switch on button & power interface

Switch on and off easily with a press button after connecting the power cable with plotter. We offer various worldwide standard power plug. The voltage is also can be customized due to customer needs.



Graduation

The graduations are marked on the paper feeding side of the working platform. So that the material size can be easily measured and adjusted when feeding the material.



Catch-up basket

The machine equipped with a set of catch-up basket including 2pcs holding rollers and one piece of high quality nylon cloth bag, save space while keeping materials clean and tidy.



Network interface

A. Stable communication over long distance.
B. Control one plotter from multiple computers.
C. Control different plotters from one computer.

Signmaster software

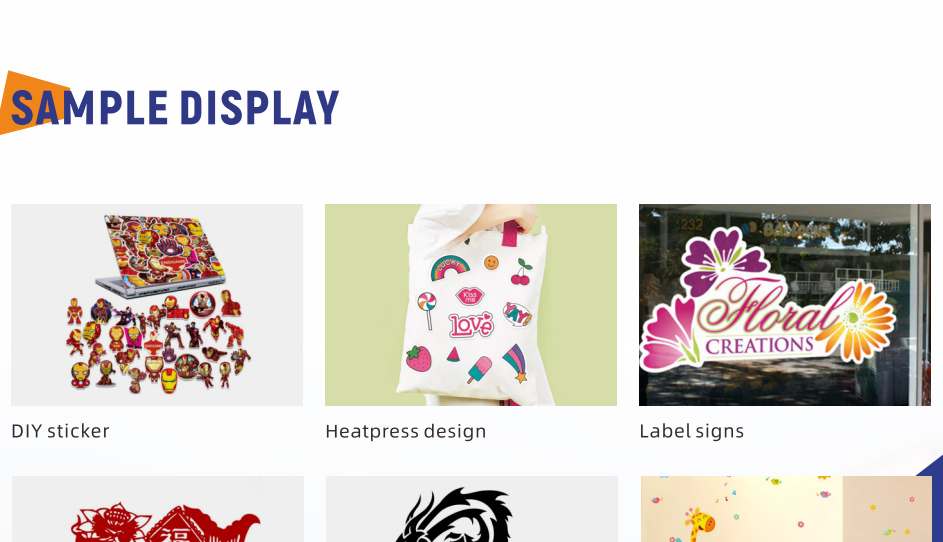
SignMaster BASIC+ARMS (CUT+ARMS) is for simple vinyl cutting and allows you to produce vinyl lettering, logos and pinstripping. SignMaster CUT+ARMS comes with a basic set of text, curve and object tools and fully supports ARMS for contour cutting.



PACKING LIST

Blade holder x1pcs	Calibration tool x 1pcs	Cutting blades x 3pcs	Dust proof cover x 1set	Grounding wire x1pcs Fuse x 1pcs	Pliers x 1pcs
Power cable x 1pcs	RS232 cable x 1pcs	Scraper x 1pcs	Screws	U-disk x 1pcs	USB cable x 1pcs

SAMPLE DISPLAY



WORKSHOP



PACKING PHOTOS

